



Electrolux
PROFESSIONAL

**Modular Cooking Range Line
900XP Full Module Ambient
Worktop with drawer (3mm)**

ITEM # _____

MODEL # _____

NAME # _____

SIS # _____

AIA # _____



391548 (E9SSBGAOMEE)

Ambient worktop with 1
drawer and 3mm worktop, 1
module

Short Form Specification

Item No. _____

To be installed on 900XP refrigerated base, open base cupboard, bridging supports or cantilever systems. Constructed in stainless steel with Scotch Brite finish. 3mm worktop in 20/10, stainless steel. Right angled side edges eliminate gaps and possible dirt traps between units.

Main Features

- Heavy duty internal frame in Stainless steel.
- Unit to be installed on other 900 line bases.
- Right angled side edges eliminate gaps and possible dirt traps between units.
- Suitable for countertop installation.

Construction

- Stainless steel top provides a heavy duty work surface under any load.
- Unit is 930 mm deep to give a larger working surface area.

APPROVAL: _____



Experience the Excellence
www.electroluxprofessional.com

Optional Accessories

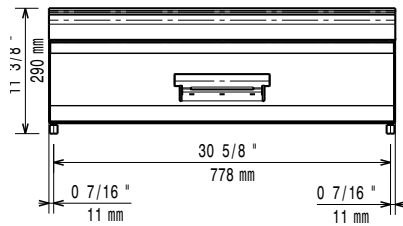
- Junction sealing kit PNC 206086 ☐
- Support for bridge type installation, 800mm PNC 206137 ☐
- Support for bridge type installation, 1000mm PNC 206138 ☐
- Support for bridge type installation, 1200mm PNC 206139 ☐
- Support for bridge type installation, 1400mm PNC 206140 ☐
- Support for bridge type installation, 1600mm PNC 206141 ☐
- Full module overshef PNC 206184 ☐
- Water column with swivel arm (water column extension not included) PNC 206289 ☐
- Water column extension for 900 line PNC 206290 ☐
- Back handrail 800 mm PNC 206308 ☐
- Back handrail 1200 mm PNC 206309 ☐
- Side handrail-right/left hand (900XP) PNC 216044 ☐
- Frontal handrail, 800mm PNC 216047 ☐
- Frontal handrail, 1200mm PNC 216049 ☐
- Frontal handrail, 1600mm PNC 216050 ☐
- Large handrail - portioning shelf, 800mm PNC 216186 ☐
- 2 side covering panels for top appliances PNC 216278 ☐



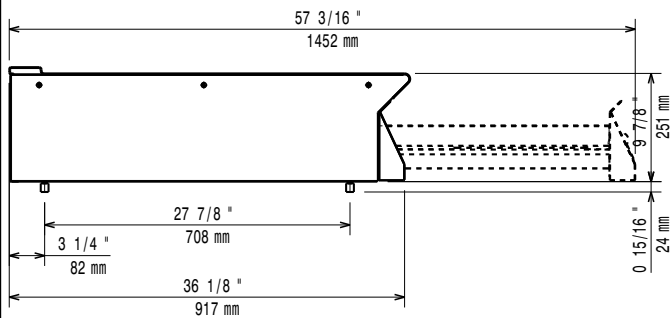
Electrolux
PROFESSIONAL

Modular Cooking Range Line 900XP Full Module Ambient Worktop with drawer (3mm)

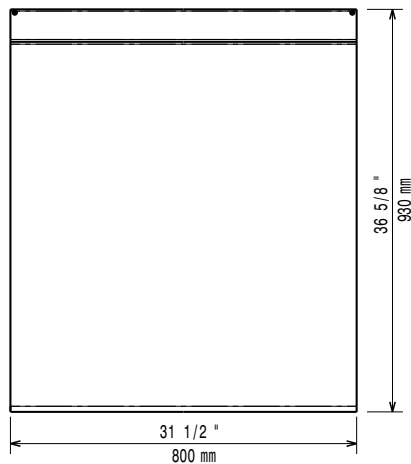
Front



Side



Top



Key Information:

External dimensions, Width:

391548 (E9SSBGAOMEE) 800 mm

External dimensions, Depth: 930 mm

External dimensions, Height: 250 mm

Net weight: 44 kg



Modular Cooking Range Line
900XP Full Module Ambient Worktop with drawer (3mm)

The company reserves the right to make modifications to the products without prior notice. All information correct at time of printing.

2025.12.04